


# Ocular Emergencies: What To Do

## Foreign Body In Eye/Eye Pain



### Are any of the following true?

- The foreign body can be seen, and remains after gentle washing.
- The injury has penetrated the globe of the eye.
- Blood can be seen in the eye.
- It feels as though a foreign body might be trapped behind the upper lid.



## Blunt Trauma




### Are any of the following true?

- The lid is swollen shut.
- Blood is in anterior chamber.
- The cornea is white/hazy.
- The pupil is irregularly shaped, fixed, dilated or constricted.



## Emergency Removal of Soft Contact Lenses

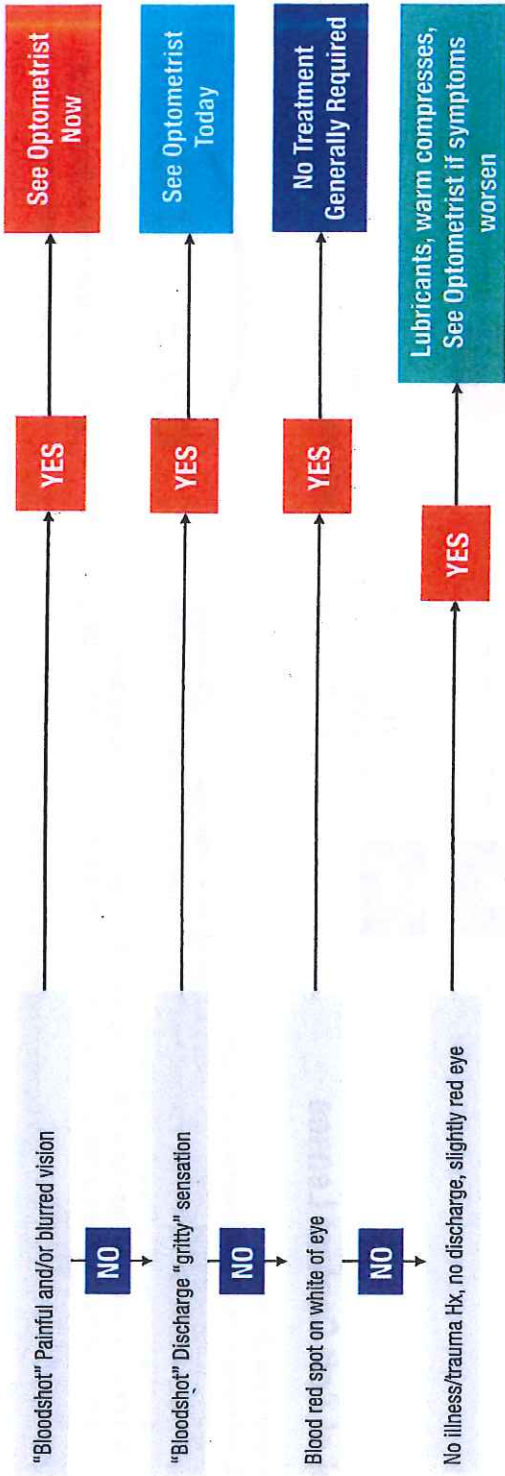
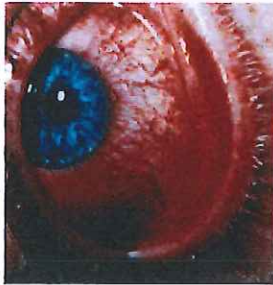


1. Wash hands thoroughly.
2. Add several drops of lens lubricant prior to removal.
  - a) The lens may possibly be folded or "lost" under the upper lid. Have patient look down while a strong stream of sterile saline or eyewash is directed beneath the lid to help flush the lens out. Retract and/or evert the lower eye lid to find and remove the lens.
  - b) If the lens is on the eye (lens edge is visible around the limbus), slide the edge of the lens down onto the sclera while the patient tries to look up (or slide to the right or left side away from the center of the eye if the lid aperture is too small).
  - c) Gently squeeze the lens between your thumb and forefinger to remove the lens.


- Apply Home Treatment**
- Example: Ice packs first 2 hours then warm compress.
  - If no overnight relief, see optometrist now.

# Ocular Emergencies: What To Do

## Red Eye



## Burns



Photos courtesy of Drs. Davis and Epstein.